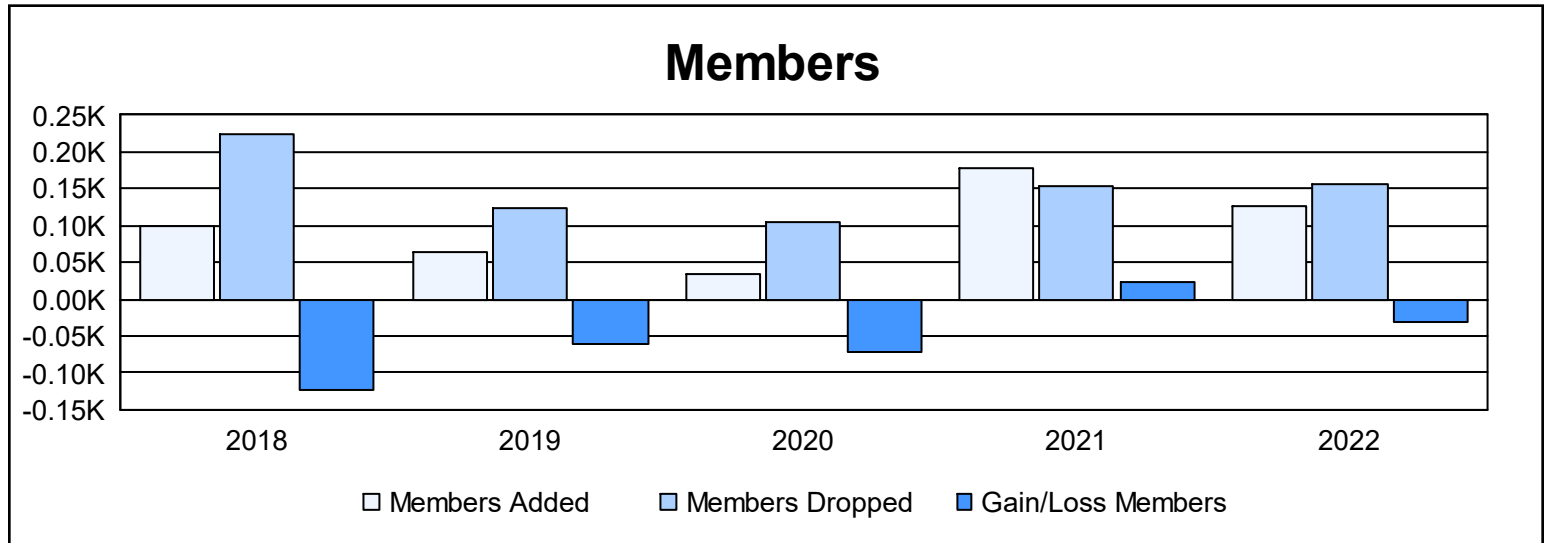
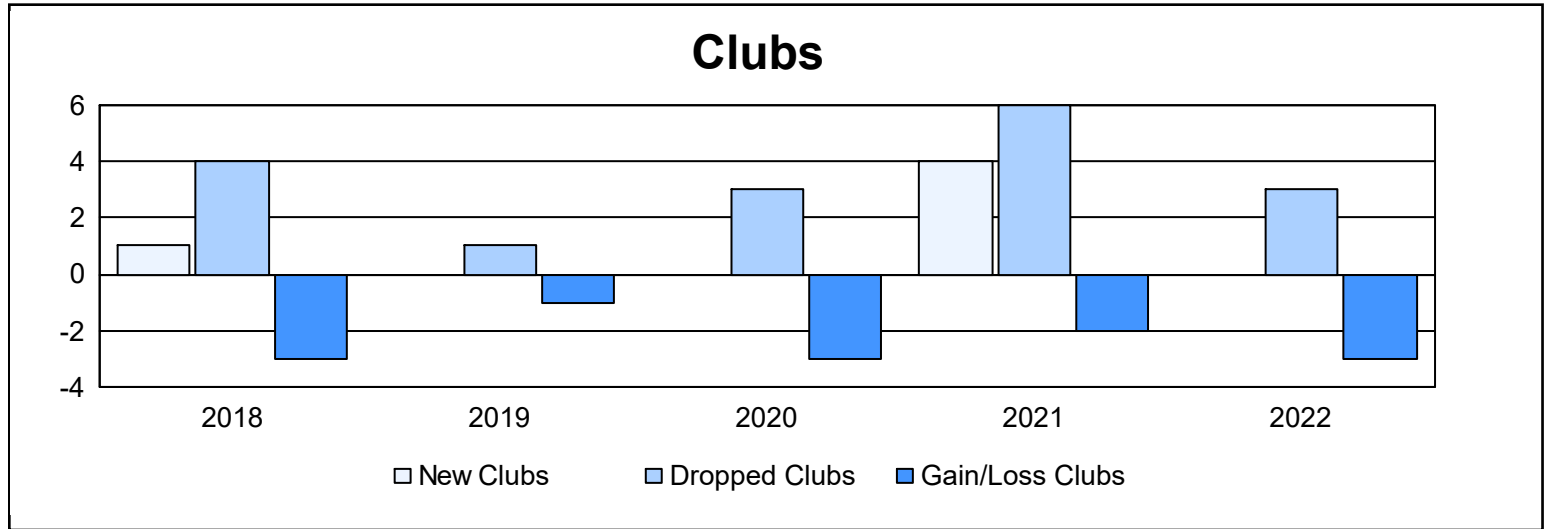
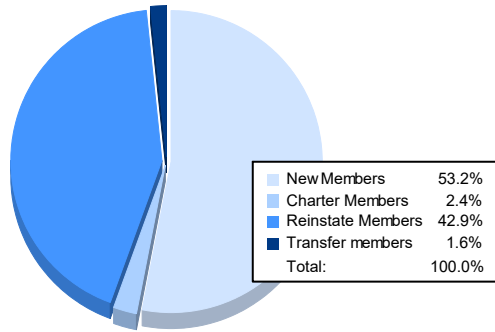


Year	New Clubs	Dropped Clubs	Gain/ Loss Clubs	New Members	Charter Members	Reinstate Members	Transfer Members	Total Member Added	Total Members Dropped	Gain/ Loss Members
2017-2018	1	4	-3	53	29	17	1	100	224	-124
2018-2019	0	1	-1	48	0	17	0	65	125	-60
2019-2020	0	3	-3	25	0	8	0	33	104	-71
2020-2021	4	6	-2	56	87	29	5	177	154	23
2021-2022	0	3	-3	67	3	54	2	126	157	-31
<b>Average</b>	<b>1</b>	<b>3</b>	<b>-2</b>	<b>50</b>	<b>24</b>	<b>25</b>	<b>2</b>	<b>100</b>	<b>153</b>	<b>-53</b>



### Membership Composition June 2022 Cumulative



### Gender Composition June 2022 Cumulative

